

Scaled data based on original data using
LM-79-08 Approved Method: Electrical and Photometric Measurements of Solid-
State Lighting Products

Test Report Prepared for
Cooper Lighting Solutions
(formerly Eaton)

Brand: McGRAW-EDISON

Report Number: P200404

Luminaire Tested: **GPC-AF-02-LED-E1-AFL-7060-600-HSS**

Issue Date: 3/3/2020

Test Information

Test Method: LM-79-08
Report Number: P200404
TEST IS SCALED FROM IESNA LM-79-08 TEST DATA (P24297)
Test Lab: INNOVATION CENTER P2
Issue Date: 3/3/2020
Manufacturer: COOPER LIGHTING SOLUTIONS (FORMERLY EATON)
Product Line: MCGRAW-EDISON
Catalog Number: GPC-AF-02-LED-E1-AFL-7060-600-HSS
Description: GALLEON PEDESTRIAN LUMINAIRE
(2) 70 CRI, 5700K, 615mA LIGHTSQUARES WITH 16 LEDS EACH AND AUTOMOTIVE FRONTLINE OPTICS WITH HOUSE SIDE SHIELD
Light Source: -
Ballast/Driver: ELECTRONIC DRIVER

Summary

Lumens per Lamp: N/A
Luminaire Lumens: 6700 lumens
Efficiency: N/A
Efficacy: 101.5 lumens/watt
Luminous Opening: Rectangular (W 1' x L: 0.5' x H: 0')
IES Classification: Type II - Short - Full Cutoff
BUG Rating: B1 - U0 - G1

Input Watts (W): 66
Input Voltage (V): NR
Input Current (A_{in}): NR
Voltage Rise (V): NR
Power Factor: NR
Total Harmonic Distortion (THDi): NR
Frequency (hertz): 60
Stabilization Time: NR
Operation Time: NR
Ambient Temperature (°C): NR
Test Distance: 25 FT

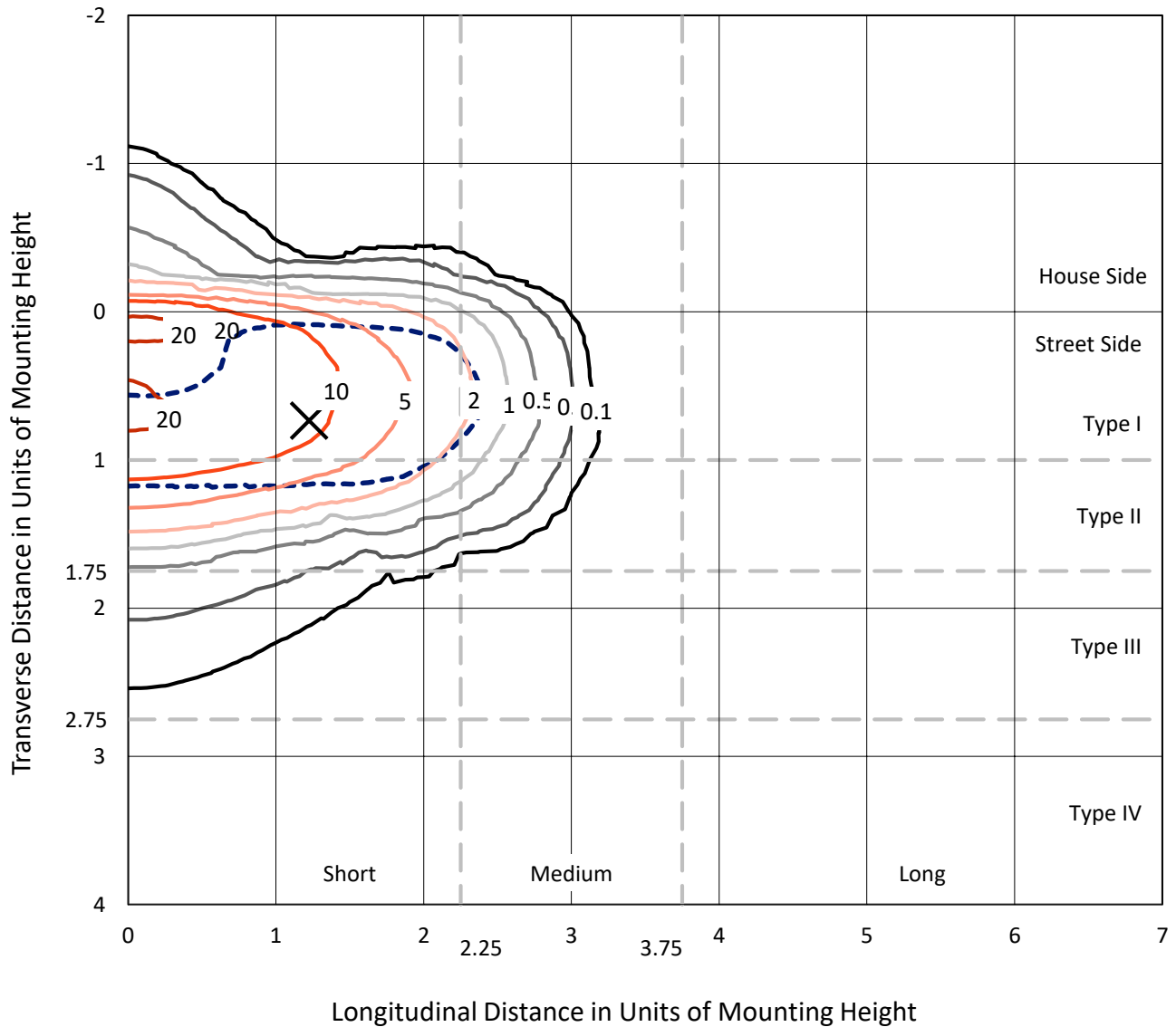


REPORT NUMBER: P200404

CATALOG NUMBER: GPC-AF-02-LED-E1-AFL-7060-600-HSS

Iso-Footcandle Lines of Horizontal Illumination

✕ Max cd
 - - - 1/2 Max cd

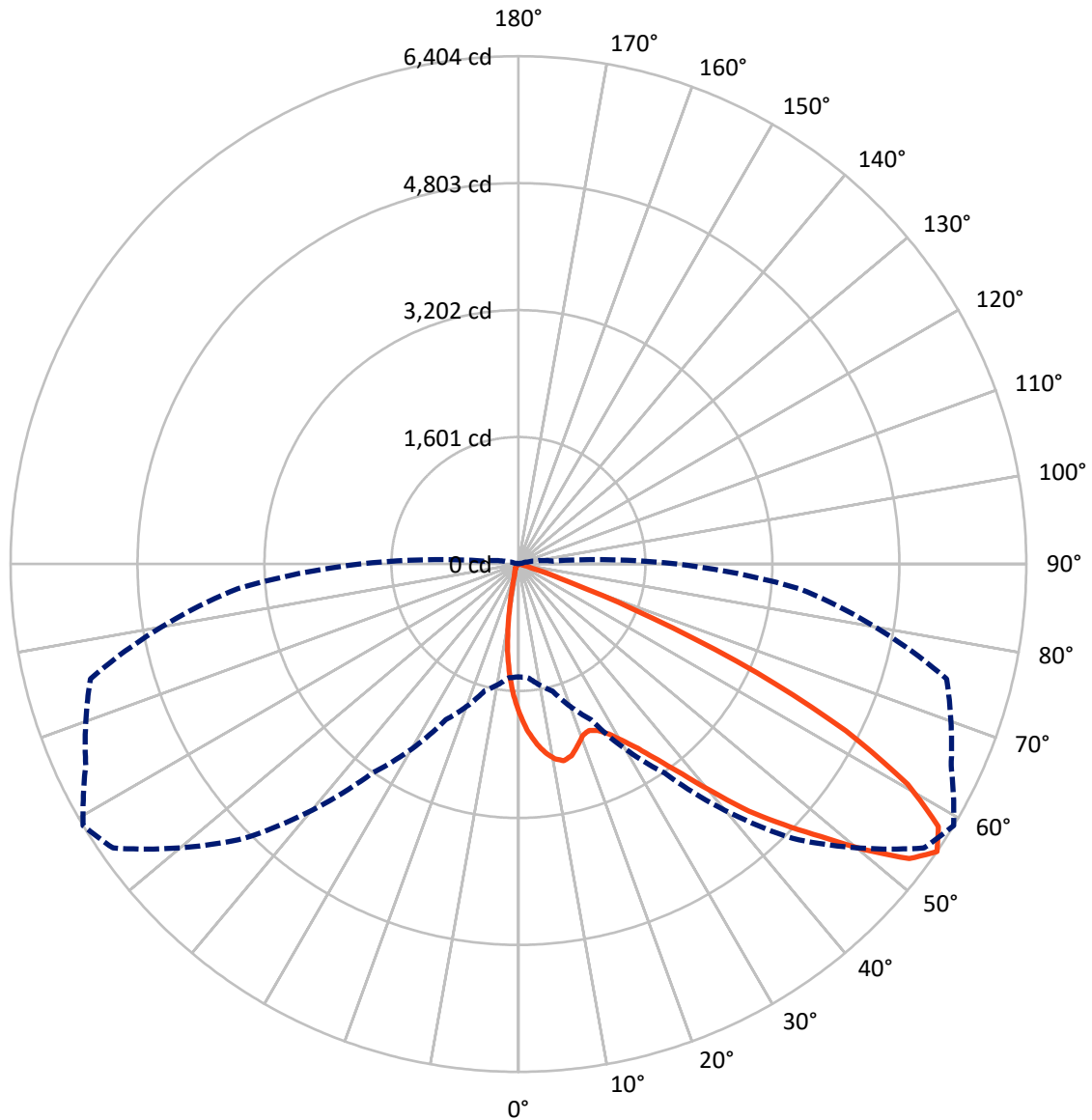


Based on 10 foot mounting height. Maximum calculated value = 23.5 fc
 Type II - Short - Full Cutoff

REPORT NUMBER: P200404

CATALOG NUMBER: GPC-AF-02-LED-E1-AFL-7060-600-HSS

Luminous Intensity Polar Plot



— Vertical Plane Through 59-Deg Lateral - - - Horizontal Cone Through 55-Deg Vertical

REPORT NUMBER: P200404

CATALOG NUMBER: GPC-AF-02-LED-E1-AFL-7060-600-HSS

FLUX DISTRIBUTION:

		Downward	Upward	Total
House Side	Lumens	374.2	0.0	374.2
	% Fixture	5.6	0.0	5.6
Street Side	Lumens	6325.8	0.0	6325.8
	% Fixture	94.4	0.0	94.4
Total	Lumens	6700.0	0.0	6700.0
	% Fixture	100.0	0.0	100.0

Coefficient of Utilization

ZONAL LUMENS:

Zone	Lumens	% Fixture
0°-10°	158.0	2.4
10°-20°	378.2	5.6
20°-30°	643.6	9.6
30°-40°	1106.9	16.5
40°-50°	1708.9	25.5
50°-60°	1718.0	25.6
60°-70°	881.0	13.1
70°-80°	95.5	1.4
80°-90°	10.0	0.1
90°-100°	0.0	0.0
100°-110°	0.0	0.0
110°-120°	0.0	0.0
120°-130°	0.0	0.0
130°-140°	0.0	0.0
140°-150°	0.0	0.0
150°-160°	0.0	0.0
160°-170°	0.0	0.0
170°-180°	0.0	0.0
0°-90°	6700.0	100.0
0°-180°	6700.0	100.0



REPORT NUMBER: P200404

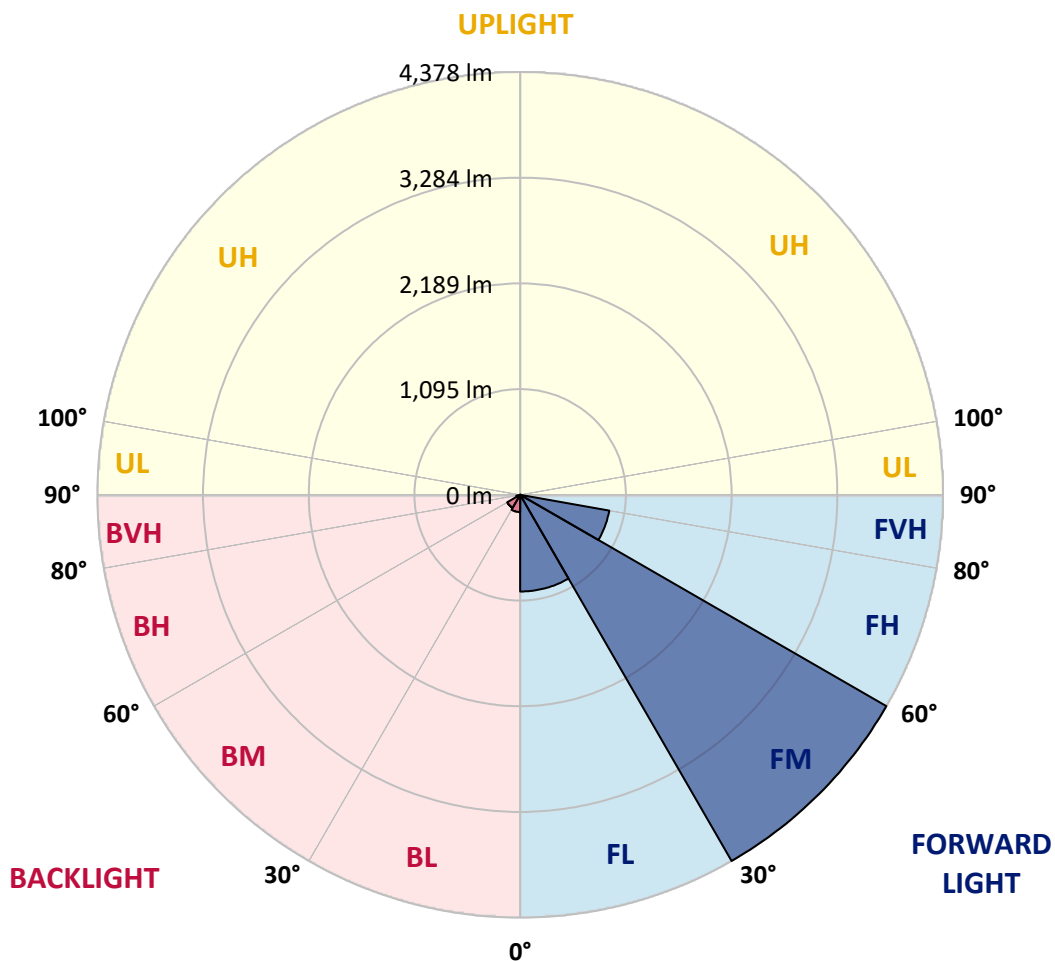
CATALOG NUMBER: GPC-AF-02-LED-E1-AFL-7060-600-HSS

LUMINAIRE CLASSIFICATION SYSTEM LUMEN TABLE AND BUG RATING:

Zone		Lumens	% Fixture	Zone Rating/Lumen Limit		
				B	U	G
FL	(0°-30°)	1001.2	14.9			
FM	(30°-60°)	4378.4	65.3			
FH	(60°-80°)	936.4	14.0			G1/1800
FVH	(80°-90°)	9.8	0.1			G0/10
BL	(0°-30°)	178.6	2.7	B1/500		
BM	(30°-60°)	155.3	2.3	B0/220		
BH	(60°-80°)	40.1	0.6	B0/110		G0/110
BVH	(80°-90°)	0.2	0.0			G0/10
UL	(90°-100°)	0.0	0.0		U0/0	
UH	(100°-180°)	0.0	0.0		U0/0	

BUG Rating: B1-U0-G1

Type II Short





REPORT NUMBER: P200404

CATALOG NUMBER: GPC-AF-02-LED-E1-AFL-7060-600-HSS

CANDELA DISTRIBUTION (FULL):

	0°	5°	15°	25°	35°	45°	55°	59°	65°	75°	85°
0°	1886.0	1886.0	1886.0	1886.0	1886.0	1886.0	1886.0	1886.0	1886.0	1886.0	1886.0
2.5°	2231.6	2207.9	2200.8	2196.0	2174.3	2147.0	2109.8	2092.4	2056.8	1999.5	1929.1
5°	2436.0	2431.7	2415.9	2407.2	2383.8	2345.1	2285.8	2257.3	2200.8	2104.3	1978.2
7.5°	2346.7	2373.9	2395.7	2432.1	2477.9	2476.3	2426.5	2396.9	2333.6	2206.3	2032.7
10°	2001.5	2023.6	2059.2	2141.8	2310.3	2459.0	2517.5	2496.1	2445.5	2300.0	2085.3
12.5°	1933.9	1931.5	1937.8	1961.9	2050.1	2262.0	2502.0	2545.1	2534.9	2385.8	2135.1
15°	1969.8	1967.1	1966.3	1974.6	1995.9	2085.3	2386.2	2510.0	2589.4	2465.3	2177.4
17.5°	2070.7	2058.8	2052.5	2045.8	2039.4	2061.6	2247.0	2411.5	2597.7	2534.9	2212.6
20°	2243.5	2223.7	2200.4	2162.4	2126.8	2115.7	2188.5	2310.3	2568.1	2587.8	2235.6
22.5°	2460.5	2435.2	2394.9	2325.7	2253.3	2211.4	2217.4	2278.3	2523.8	2645.6	2246.2
25°	2704.5	2672.1	2618.3	2522.2	2415.9	2341.5	2302.8	2324.1	2503.6	2713.2	2258.5
27.5°	2965.8	2929.9	2859.5	2728.6	2608.0	2507.6	2428.5	2425.7	2538.0	2801.8	2278.3
30°	3224.8	3219.3	3127.6	2989.2	2829.4	2707.3	2593.4	2578.8	2634.1	2924.3	2317.4
32.5°	3570.4	3528.9	3416.6	3274.3	3090.0	2943.3	2808.5	2774.5	2781.6	3067.1	2377.9
35°	4006.1	3960.7	3802.5	3606.0	3400.0	3226.8	3077.7	3031.5	3014.1	3300.7	2479.9
37.5°	4287.6	4286.9	4187.6	3987.5	3766.5	3575.5	3413.4	3359.3	3324.1	3583.1	2638.1
40°	4295.2	4313.7	4326.8	4324.8	4167.4	3991.5	3847.6	3780.8	3698.9	3960.3	2842.5
42.5°	4064.6	4112.5	4227.5	4422.9	4516.2	4446.2	4324.8	4259.2	4137.4	4364.0	3091.6
45°	3753.1	3786.3	3987.5	4347.3	4705.2	4896.9	4804.4	4687.0	4526.5	4785.0	3315.0
47.5°	3613.5	3619.4	3749.5	4144.5	4719.4	5266.2	5322.4	5131.4	4879.9	5124.3	3489.7
50°	3196.4	3207.0	3386.5	3793.0	4552.6	5440.6	5842.7	5661.6	5265.5	5385.7	3553.4
52.5°	2409.1	2424.2	2651.9	3215.3	4093.9	5366.3	6215.2	6171.3	5687.7	5513.4	3557.0
55°	1421.4	1441.2	1658.7	2164.4	3220.1	4893.4	6242.9	6404.2	6021.0	5588.9	3551.4
57.5°	663.9	677.7	802.3	1115.0	2002.7	3867.3	5826.1	6244.4	6204.9	5628.8	3590.6
60°	352.7	356.6	386.7	482.8	905.1	2452.2	5012.8	5638.7	6037.3	5684.2	3638.4
62.5°	269.7	270.8	269.3	280.7	380.4	1088.5	3789.1	4635.6	5362.3	5642.7	3585.4
65°	233.7	235.7	224.6	221.8	244.0	388.3	2251.0	3304.3	4213.7	5082.4	3224.4
67.5°	209.6	210.3	196.9	185.4	189.4	210.0	888.1	1808.9	2789.1	3725.4	2337.2
70°	193.0	192.2	177.5	159.3	154.2	143.5	282.3	663.1	1332.9	1889.2	1086.9
72.5°	170.8	171.2	164.1	140.4	128.1	100.4	130.9	193.3	397.8	514.8	254.6
75°	151.4	149.5	140.8	125.7	105.6	66.0	64.8	86.2	122.6	121.8	55.0
77.5°	109.5	107.5	110.3	103.2	81.1	42.7	32.4	41.5	49.8	48.2	15.4
80°	80.3	79.1	71.2	85.8	71.6	29.3	20.2	22.1	25.7	21.7	4.7
82.5°	55.0	54.6	50.2	47.4	40.7	17.8	12.7	13.8	16.6	12.3	2.4
85°	8.7	9.9	36.4	28.9	24.1	7.9	8.7	9.5	11.1	6.7	0.8
87.5°	0.0	0.0	17.0	15.0	4.7	3.2	5.1	5.5	5.5	3.6	0.0
90°	0.0	0.0	0.0	0.0	0.0	0.0	0.0	0.0	0.0	0.0	0.0



REPORT NUMBER: P200404

CATALOG NUMBER: GPC-AF-02-LED-E1-AFL-7060-600-HSS

CANDELA DISTRIBUTION (continued):

	90°	95°	105°	115°	125°	135°	145°	155°	165°	175°	180°
0°	1886.0	1886.0	1886.0	1886.0	1886.0	1886.0	1886.0	1886.0	1886.0	1886.0	1886.0
2.5°	1893.1	1853.6	1780.5	1704.9	1635.0	1551.5	1494.2	1451.1	1401.3	1387.8	1417.1
5°	1906.2	1831.5	1674.1	1502.9	1342.0	1163.6	1027.2	919.3	821.6	788.4	818.5
7.5°	1926.8	1815.6	1559.0	1277.1	997.2	718.8	528.2	402.9	323.0	299.3	312.0
10°	1947.3	1792.7	1425.8	1009.8	627.1	349.9	227.7	181.9	164.9	161.3	163.3
12.5°	1964.3	1761.9	1263.3	718.0	335.3	187.4	149.1	141.6	139.2	139.2	140.0
15°	1974.6	1715.2	1070.7	456.7	193.0	141.6	130.1	127.7	127.7	128.1	128.9
17.5°	1973.4	1655.9	860.0	276.4	144.3	125.3	118.6	116.6	116.2	117.0	117.4
20°	1958.8	1578.4	648.4	182.3	125.7	114.3	107.5	104.0	103.6	104.4	105.2
22.5°	1931.1	1482.7	463.8	140.4	113.5	103.6	95.3	92.1	92.1	92.9	93.7
25°	1897.5	1365.7	317.1	119.0	102.4	92.1	84.2	81.5	82.2	84.2	84.6
27.5°	1855.6	1234.0	215.5	102.0	89.0	80.7	74.7	72.8	74.7	77.5	78.3
30°	1819.6	1096.8	153.8	88.2	75.5	69.6	66.0	66.0	68.8	73.9	75.1
32.5°	1791.9	964.0	118.6	77.9	65.6	60.5	58.5	60.5	64.8	70.0	71.2
35°	1788.4	854.4	100.4	69.6	58.5	53.4	52.6	56.1	60.5	64.4	65.2
37.5°	1815.6	753.2	90.5	62.9	52.2	47.4	46.7	51.0	55.4	60.1	61.3
40°	1867.4	673.8	83.4	56.5	47.1	41.9	40.3	43.5	49.4	55.8	57.3
42.5°	1934.7	608.1	75.5	50.2	41.9	34.8	32.8	36.4	42.7	49.4	51.4
45°	1998.7	551.6	66.8	43.1	35.2	26.9	26.1	30.8	34.0	40.7	42.3
47.5°	2033.9	501.8	59.3	35.2	27.3	21.7	21.7	22.9	26.1	34.0	35.6
50°	2022.0	461.8	51.4	26.1	19.0	16.6	16.6	16.2	21.0	27.3	28.5
52.5°	1998.3	438.9	44.3	20.2	13.0	11.9	10.7	11.9	14.6	17.4	17.8
55°	1994.8	434.9	37.2	16.2	9.1	7.9	5.9	5.9	5.9	5.5	4.7
57.5°	2022.4	441.3	31.2	13.0	6.7	5.1	3.2	0.0	0.0	0.0	0.0
60°	2050.9	448.0	26.9	9.1	4.7	2.8	0.4	0.0	0.0	0.0	0.0
62.5°	2003.5	433.0	22.5	5.5	3.6	1.2	0.0	0.0	0.0	0.0	0.0
65°	1759.9	368.5	17.8	4.0	2.4	0.0	0.0	0.0	0.0	0.0	0.0
67.5°	1251.8	246.7	11.9	2.4	0.4	0.0	0.0	0.0	0.0	0.0	0.0
70°	571.3	103.2	7.5	0.8	0.0	0.0	0.0	0.0	0.0	0.0	0.0
72.5°	122.2	32.0	5.1	0.0	0.0	0.0	0.0	0.0	0.0	0.0	0.0
75°	24.9	23.3	2.0	0.0	0.0	0.0	0.0	0.0	0.0	0.0	0.0
77.5°	7.9	36.8	0.0	0.0	0.0	0.0	0.0	0.0	0.0	0.0	0.0
80°	4.7	26.5	0.0	0.0	0.0	0.0	0.0	0.0	0.0	0.0	0.0
82.5°	0.8	4.0	0.0	0.0	0.0	0.0	0.0	0.0	0.0	0.0	0.0
85°	0.0	0.0	0.0	0.0	0.0	0.0	0.0	0.0	0.0	0.0	0.0
87.5°	0.0	0.0	0.0	0.0	0.0	0.0	0.0	0.0	0.0	0.0	0.0
90°	0.0	0.0	0.0	0.0	0.0	0.0	0.0	0.0	0.0	0.0	0.0

(END OF REPORT)